




Lake Oswego  

---

High School

# School Safety Clinic

April 30, 2018





# Purpose

Our mission is to foster an inclusive and well-rounded community of critical thinkers who are prepared for citizenship, college, career, and life-long learning.

Ensuring student safety is essential to our work

- Review protocols & procedures
- Build understanding & trust
- Identify resources & information



# Agenda

- Partners in Prevention
- Standard Response Protocol
- Communications
- Threat Assessment
- Bond Improvements
- School Resource Officer
- School Specific Initiatives
- Parents in Partnership
- Resources



## GET READY! Emergency Supplies Kit

In a disaster, local officials and relief workers cannot reach everyone immediately. Help may not arrive for hours or days.

[READ MORE](#)

<http://www.ci.oswego.or.us/citymanager/emergency-preparedness-fair>

## Who we work with:

- City of Lake Oswego
- Lake Oswego Fire Dept.
- Lake Oswego Police Dept.





## STANDARD™ RESPONSE PROTOCOL

### STUDENT SAFETY

A critical ingredient in the safe school recipe is the classroom response to an incident at school.

Weather events, fire, accidents, intruders and other threats to student safety are scenarios that are planned and trained for by students, teachers, staff and administration.

### SRP

Our school is expanding the safety program to include the Standard Response Protocol (SRP). The SRP is based on these four actions: Lockout, Lockdown, Evacuate and Shelter. In the event of an emergency, the action and appropriate direction will be called on the PA.

**LOCKOUT** - "Secure the Perimeter"

**LOCKDOWN** - "Locks, Lights, Out of Sight"

**EVACUATE** - "To the Announced Location"

**SHELTER** - "For a Hazard Using a Safety Strategy"

### TRAINING

Please take a moment to review these actions. Students and staff will be trained and the school will drill these actions over the course of the school year.

More information can be found at <http://iloveguys.org>



### LOCKOUT SECURE THE PERIMETER

Lockout is called when there is a threat or hazard outside of the school building.

#### STUDENTS:

- Return to inside of building
- Do business as usual

#### TEACHERS:

- Recover students and staff from outside building
- Increased situational awareness
- Do business as usual
- Take roll, account for students



### LOCKDOWN LOCKS, LIGHTS, OUT OF SIGHT

Lockdown is called when there is a threat or hazard inside the school building.

#### STUDENTS:

- Move away from sight
- Maintain silence

#### TEACHERS:

- Lock classroom door
- Lights out
- Move away from sight
- Maintain silence
- Wait for First Responders to open door
- Take roll, account for students



### EVACUATE TO A LOCATION

Evacuate is called to move students and staff from one location to another.

#### STUDENTS:

- Bring your phone
- Leave your stuff behind
- Form a single file line
- Show your hands
- Be prepared for alternatives during response.

#### TEACHERS:

- Grab roll sheet if possible
- Lead students to Evacuation Location
- Take roll, account for students



### SHELTER FOR A HAZARD USING SAFETY STRATEGY

Shelter is called when the need for personal protection is necessary.

#### SAMPLE HAZARDS:

- Tornado
- Hazmat

#### SAMPLE SAFETY STRATEGIES:

- Evacuate to shelter area
- Seal the room

#### STUDENTS:

- Appropriate hazards and safety strategies

#### TEACHERS:

- Appropriate hazards and safety strategies
- Take roll, account for students

- [We use the Standard Response Protocol](http://iloveguys.org/srp.html)
- Below is the Link for more info on the Standard Response Protocol.
- <http://iloveguys.org/srp.html>

# We plan and train for situations

- What to expect in an emergency
  - **Lockdown:** secures the building and safely shelters all students, staff, and visitors inside the school building
  - **Lockout:** is a modification of lockdown which keeps students in the school, prevents entrance into the school, and allows the school day to continue within the building
  - **Evacuation:** requires students, staff, and visitors to exit an unsafe school building
  - **Shelter:** requires students, staff, and visitors to stay inside and take action depending on the emergency

# LOSD Emergency Communications

- Communication with parents
  - As a school or district, we will push information to you
  - We ask that you NOT call the school
  - We want to keep the lines of communication open with our first responders
  - Students will be able to use cell phones once they are safe

## App Store Preview

This app is only available on the App Store for iOS devices.




**Lake Oswego Schools** 4+

Blackboard Inc.

Free



Tweet



## Main Menu

### FlashAlert Tools

**Closure or Emergency Report**

News Release (Non-Urgent)

List of news media recipients

View your posted information on FlashAlert.net

Emergency Report History

## Emergency Communication channels

- Twitter (District, not school)
- LOSD app push notification
- LOSD app text messages
- Email
- Website
- Phone call
- Local TV/radio



# Threat Assessment Team



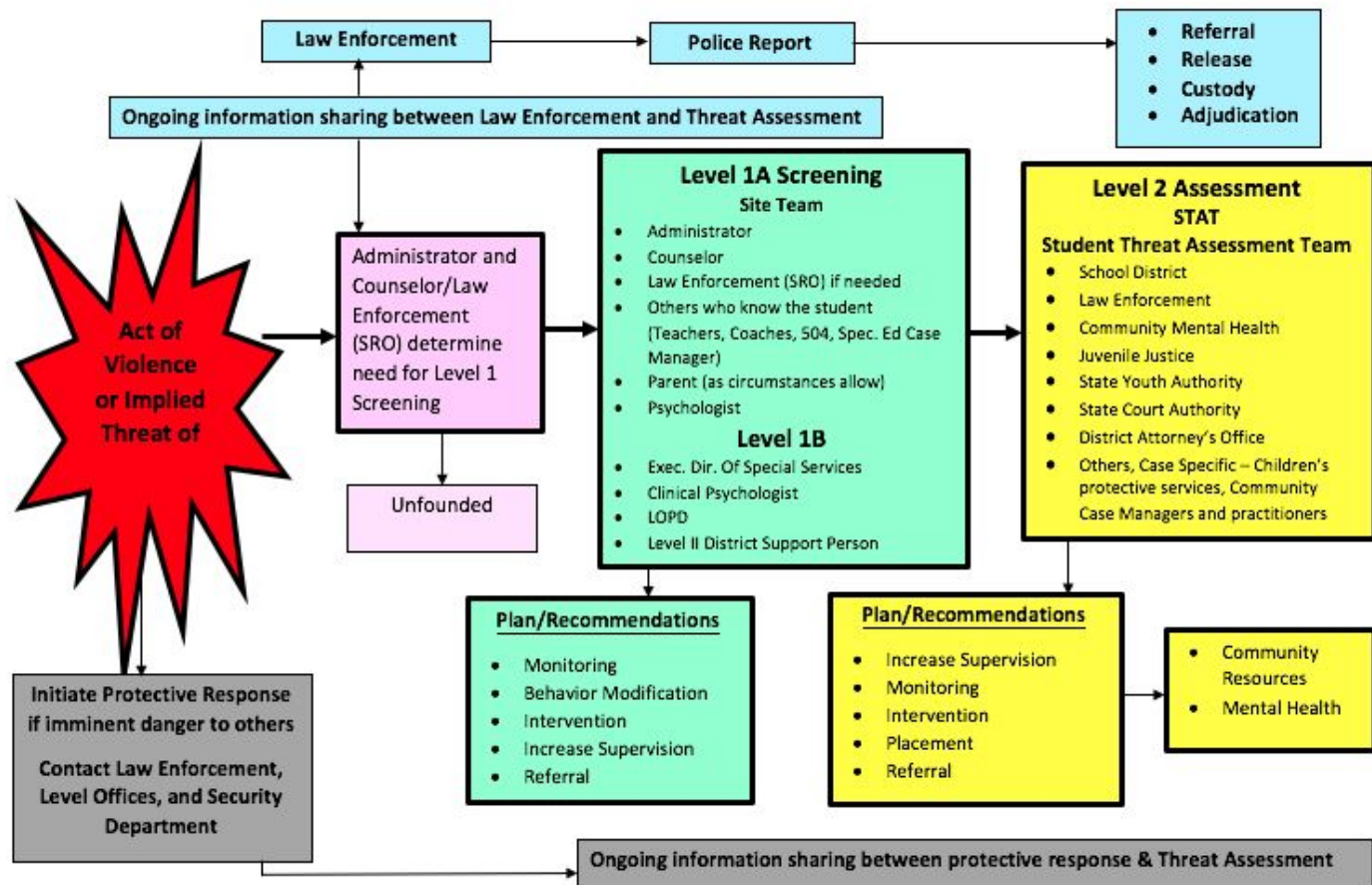
**The purpose of the Threat Assessment Team is to support the building administrators in the following ways:**

- Provide a framework for gathering information about the student, the circumstances, and the potential risk of the situation
- Support the synthesizing of information in a timely manner and reaching a grounded decision regarding the potentially harmful behavior
- Facilitate a comprehensive plan to support the physical safety of all students while helping the student in crisis return to a safe and connected place in the school community
- Provide follow-up regarding implementation of safety monitoring and management plans
- Develop and maintain a sense of psychological safety among students, staff, and parents
- Connect with broader community resources and responses when necessary

# LAKE OSWEGO SCHOOL DISTRICT

## STUDENT THREAT ASSESSMENT AND MANAGEMENT SYSTEM

### Systems Flow Chart



# Bond Security Improvements

- Dark fiber enables better communication across district
- District-wide radios are active
- Card reader entrance controls are in place
- Camera policy recently adopted
- Cameras will be installed
- Security vestibules for several schools over this summer



# School Resource Officer Expertise

- [LOSD's SRO is Bryan Sheldon](#)
  - On the force since May 2006
  - SRO since April 2017
  - LOSD parent and coach
  - U.S. Marine Corps Veteran
  - Builds rapport with students
  - Writes monthly safety blog
  - Contact: [bsheldon@ci.oswego.or.us](mailto:bsheldon@ci.oswego.or.us)



# Resources

- [SafeOregon](#)
- [FEMA National Incident Management System](#)
- [Student Transportation School Bus Passenger Safety and SafeStop App](#)
- [Talking to Children About Violence](#)
- [LOSD Flight Teams](#): Led by Patrick Tomblin, Exec. Dir. of Special Services
- [You can find all of this information](#) on our website:  
<https://www.losdschools.org/Domain/1748>